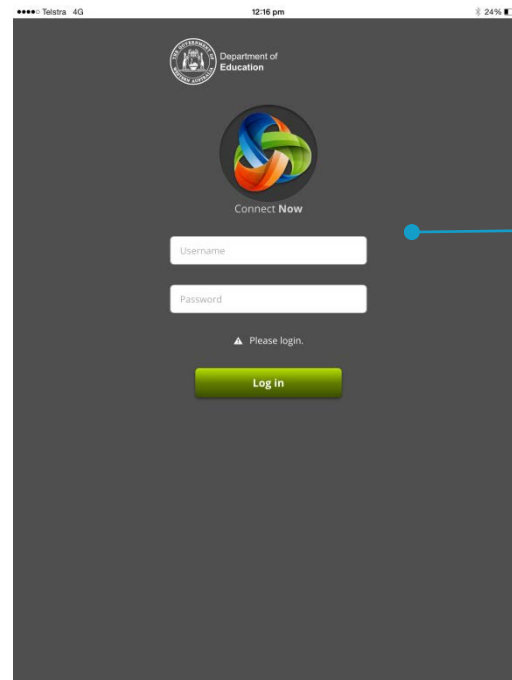


How to: [Use the Connect Now App](#)

Connect Now is an app for mobile and tablet devices that allows you to receive notifications from Connect on your device. Connect Now also provides a stream of the Notices and Discussions related to you.

The type of notifications you receive and whether they are via email or mobile notification are settings you can manage in the **My Connect** tab in Connect. You must access Connect through your browser to make changes to your settings. For more information about these options, please refer to the Preferences and Notification Guide that can be found in the Guides area of the **Learn** tab.

The Connect Now app is available for Teachers, Students and Parents on iOS and Android devices. To access the app, visit the Apple App Store or Google Play Store and Search for Connect Now.

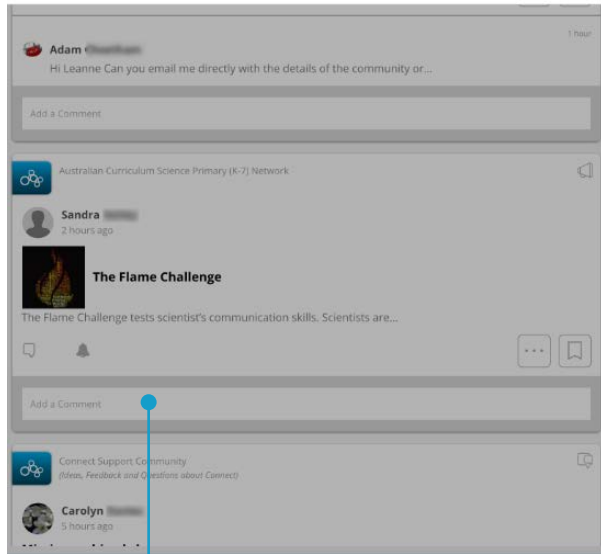


*Login page for **Connect Now**.*

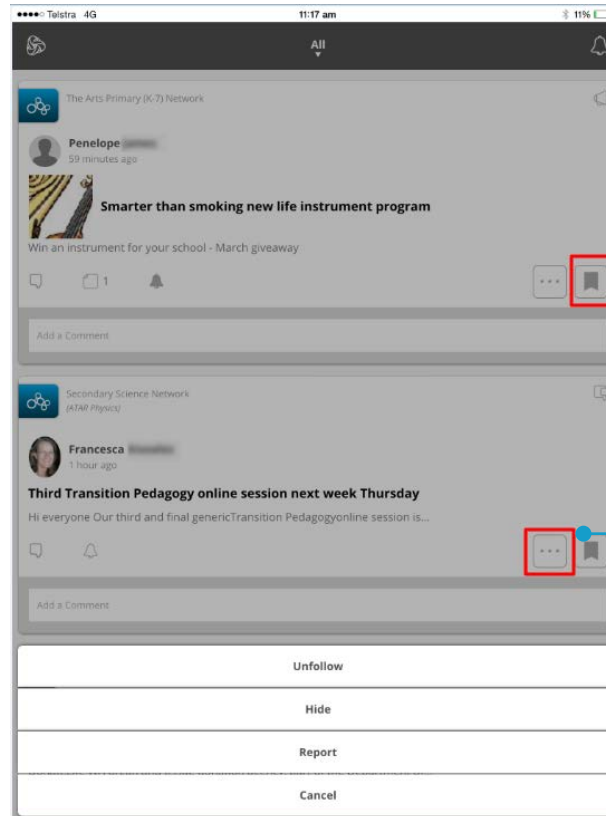
Login with the same username and password you use for Connect.



All allows you to view all Notices and Discussions, or you can select either *Classes* or *Communities*. The **Read later** option will display any Notices or Discussions that you have bookmarked as Read Later.



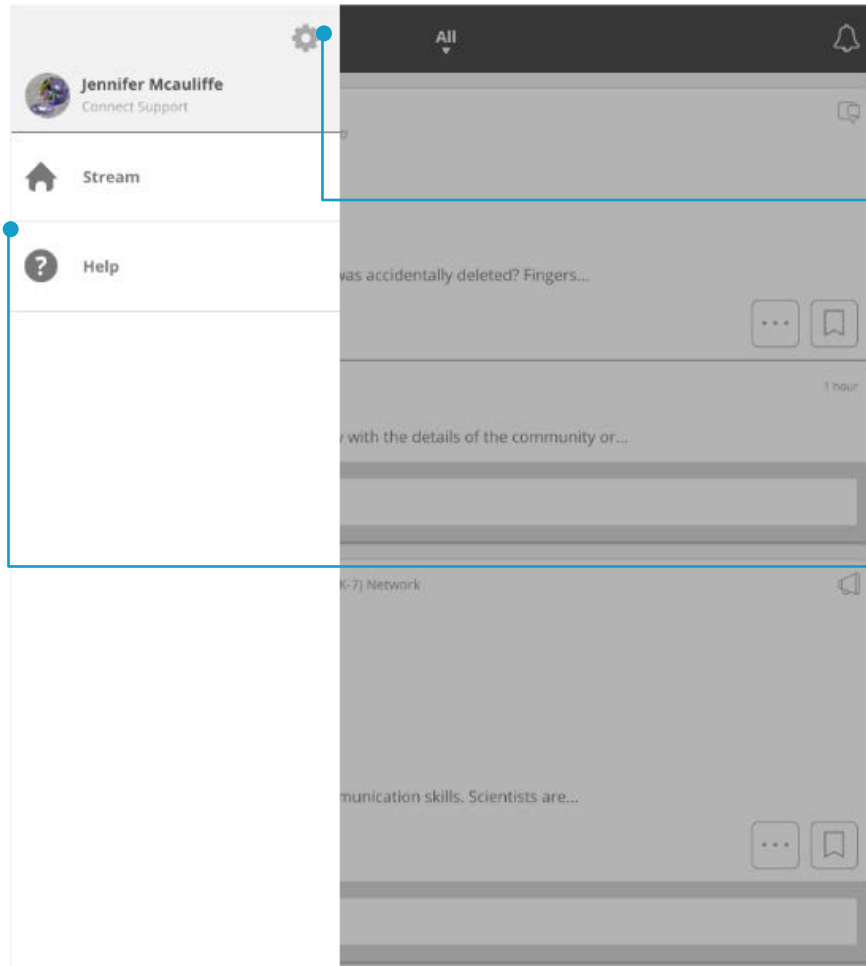
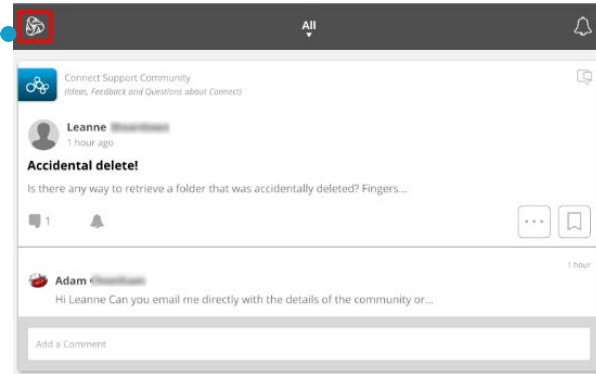
Tap the **Add a Comment** box to add a comment to the notice.



Tap the **bookmark** to flag a Notice as **Read Later**.

Tap **More** to access further options, including **Follow**, **Hide**, **Report** and **Cancel**.

Tap the **Connect** icon to view the Menu.



Tap **Settings** to access **Notification Settings (Staff Only)** or play the **Connect Now** tour. You can also **Sign Out of Connect Now** from here.

Tap **Stream** to view your **Notices and Discussions**.

Tap **Help** to access a description of how to use various features of the app.

Tap the **Bell** to access a feed of the Notifications that have been pushed to your device. The red badge count on the bell alerts you to the number of unread Notifications.

